

# ACERINOX SA (CE FAB.ACERO IN.) FUTURE (ACEF) - EUX/C12

2024/10/18 19:07:00

**Price**  
**8.9404** EUR  
 Difference  -0.02% (-0.00)

**General attributes**

Symbol ACEFC12  
 Exchange Eurex  
 Currency EUR  
 Security type Future  
 Underlying ACERINOX SA  
 Maturity 10-2025  
 Contract size 100

**Market data**

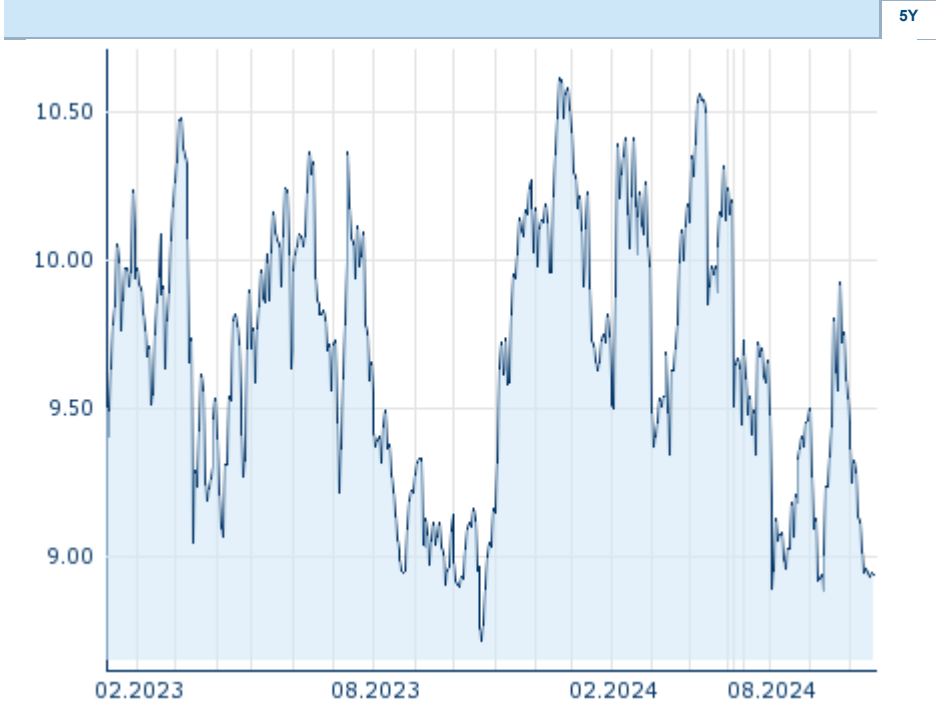
Bid (Bid size) - EUR (-)  
 Ask (Ask size) - EUR (-)  
 Open 8.9404 EUR  
 High 8.9404 EUR  
 Low 8.9404 EUR  
 Close (prev. day) 8.9422 EUR  
 Underlying ACERINOX SA  
 Underlying price (date) 9.10 (24/10/18)  
 Settlement price (date) 8.95 (24/10/18)  
 Open Interest 0

**Performance and Risk**

	6m	1Y	3Y
Perf (%)	-10.46%	-0.10%	-
Perf (abs.)	-1.04	-0.01	-
Beta	-	-	-
Volatility	25.71	24.86	-

**Futures and Options**

Related Futures -  
 Related Options -








Information about previous performance does not guarantee future performance.  
 Source: FactSet

**Price data**

Ø price 5 days   Ø volume 5 days (pcs.)	8.9417 EUR (0)
Ø price 30 days   Ø volume 30 days (pcs.)	9.2715 EUR (0)
Ø price 100 days   Ø volume 100 days (pcs.)	9.3170 EUR (0)
Ø price 250 days   Ø volume 250 days (pcs.)	9.7486 EUR (0)
YTD High   date	10.5661 EUR (2024/04/10)
YTD Low   date	8.8834 EUR (2024/09/11)
52 Weeks High   date	10.6180 EUR (2023/12/19)
52 Weeks Low   date	8.7136 EUR (2023/10/23)

**Recent Research**

on sector		on market	
Date		Headline	Download
2024/09/27		Global Equity Ratings	
2024/09/11		Global Equity Ratings	
2024/09/05		Global Equity Ratings	
2024/08/12		Global Equity Ratings	
2024/07/24		Global Equity Ratings	