

# ABBVIE INC. FUTURE (ABVF) - EUX/C11

2024/09/17 18:45:40

Price  
**194.0952** USD

Difference  -0.78% (-1.53)

### General attributes

Symbol	ABVFC11
Exchange	Eurex
Currency	USD
Security type	Future
Underlying	ABBVIE INC.
Maturity	07-2025
Contract size	100

### Market data

Bid (Bid size)	- USD (-)
Ask (Ask size)	- USD (-)
Open	194.0952 USD
High	194.0952 USD
Low	194.0952 USD
Close (prev. day)	195.6223 USD
Underlying	ABBVIE INC.
Underlying price (date)	193.89 (24/09/18)
Settlement price (date)	194.10 (24/09/17)
Open Interest	0

### Performance and Risk

	6m	1Y	3Y
Perf (%)	+6.88%	+25.65%	-
Perf (abs.)	+12.49	+39.62	-
Beta	-	-	-
Volatility	21.66	20.54	-

### Futures and Options

Related Futures	-
Related Options	-

5Y











Information about previous performance does not guarantee future performance.  
Source: FactSet

### Price data

Ø price 5 days   Ø volume 5 days (pcs.)	194.9749 USD (0)
Ø price 30 days   Ø volume 30 days (pcs.)	196.1162 USD (0)
Ø price 100 days   Ø volume 100 days (pcs.)	185.9892 USD (0)
Ø price 250 days   Ø volume 250 days (pcs.)	168.8691 USD (0)
YTD High   date	200.3135 USD (2024/09/03)
YTD Low   date	159.2898 USD (2024/01/02)
52 Weeks High   date	200.3135 USD (2024/09/03)
52 Weeks Low   date	72.8351 USD (2023/12/14)

### Recent Research

on underlying	on sector	on market	
Date		Headline	Download
2024/09/11		Global Equity Ratings	
2024/09/05		Global Equity Ratings	
2024/08/12		Global Equity Ratings	
2024/07/24		Global Equity Ratings	
2024/07/12		Global Equity Ratings	