

# ABBVIE INC. FUTURE (ABVF) - EUX/C11

2024/07/16 18:49:46

**Price**  
**170.9301** USD

**Difference**  **-0.23% (-0.39)**

### General attributes

Symbol	ABVFC11
Exchange	Eurex
Currency	USD
Security type	Future
Underlying	ABBVIE INC.
Maturity	05-2025
Contract size	100

### Market data

Bid (Bid size)	- USD (-)
Ask (Ask size)	- USD (-)
Open	170.9301 USD
High	170.9301 USD
Low	170.9301 USD
Close (prev. day)	171.3241 USD
Underlying	ABBVIE INC.
Underlying price (date)	169.20 (24/07/16)
Settlement price (date)	170.93 (24/07/16)
Open Interest	0

### Performance and Risk

	6m	1Y	3Y
Perf (%)	+4.27%	+24.75%	-
Perf (abs.)	+7.00	+33.92	-
Beta	-	-	-
Volatility	18.96	20.70	-

### Futures and Options

Related Futures	-
Related Options	-

5Y












Information about previous performance does not guarantee future performance.  
Source: FactSet

### Price data

Ø price 5 days   Ø volume 5 days (pcs.)	170.7148 USD (0)
Ø price 30 days   Ø volume 30 days (pcs.)	170.7480 USD (0)
Ø price 100 days   Ø volume 100 days (pcs.)	174.5478 USD (0)
Ø price 250 days   Ø volume 250 days (pcs.)	160.2257 USD (0)
YTD High   date	183.6354 USD (2024/03/12)
YTD Low   date	159.2898 USD (2024/01/02)
52 Weeks High   date	183.6354 USD (2024/03/12)
52 Weeks Low   date	72.8351 USD (2023/12/14)

### Recent Research

on underlying	on sector	on market	
Date		Headline	Download
2024/07/12		Global Equity Ratings	
2024/06/21		Global Equity Ratings	
2024/06/14		Global Equity Ratings	
2024/05/29		Global Equity Ratings	
2024/04/26		Global Equity Ratings	