

ABBVIE INC. FUTURE (ABVF) - EUX/C11

2024/04/19 18:41:19

Price
168.7239 USD

Difference  **-0.32% (-0.55)**

General attributes

Symbol	ABVFC11
Exchange	Eurex
Currency	USD
Security type	Future
Underlying	ABBVIE INC.
Maturity	03-2025
Contract size	100

Market data

Bid (Bid size)	- USD (-)
Ask (Ask size)	- USD (-)
Open	168.7239 USD
High	168.7239 USD
Low	168.7239 USD
Close (prev. day)	169.2708 USD
Underlying	ABBVIE INC.
Underlying price (date)	166.41 (24/04/19)
Settlement price (date)	169.39 (24/04/19)
Open Interest	0

Performance and Risk

	6m	1Y	3Y
Perf (%)	+14.31%	+3.54%	-
Perf (abs.)	+21.12	+5.76	-
Beta	-	-	-
Volatility	20.19	21.95	-

Futures and Options

Related Futures	-
Related Options	-

5Y











Information about previous performance does not guarantee future performance.
Source: FactSet

Price data

Ø price 5 days Ø volume 5 days (pcs.)	167.3851 USD (0)
Ø price 30 days Ø volume 30 days (pcs.)	176.7640 USD (0)
Ø price 100 days Ø volume 100 days (pcs.)	168.3154 USD (0)
Ø price 250 days Ø volume 250 days (pcs.)	154.6021 USD (0)
YTD High date	183.6354 USD (2024/03/12)
YTD Low date	159.2898 USD (2024/01/02)
52 Weeks High date	183.6354 USD (2024/03/12)
52 Weeks Low date	72.8351 USD (2023/12/14)

Recent Research

on underlying	on sector	on market	
Date		Headline	Download
2024/04/03		Global Equity Ratings	
2024/03/13		Global Equity Ratings	
2024/02/22		Global Equity Ratings	
2024/02/14		Global Equity Ratings	
2024/01/23		Global Equity Ratings	