

ADIDAS AG FUTURE (ADSG) - EUX/C13

2024/08/15 18:47:37

Price
224.4778 EURDifference  0.55% (1.22)

General attributes

Symbol	ADSGC13
Exchange	Eurex
Currency	EUR
Security type	Future
Underlying	ADIDAS AG
Maturity	12-2025
Contract size	100

Market data

Bid (Bid size)	- EUR (-)
Ask (Ask size)	- EUR (-)
Open	224.4778 EUR
High	224.4778 EUR
Low	224.4778 EUR
Close (prev. day)	223.2554 EUR
Underlying	ADIDAS AG
Underlying price (date)	219.10 (24/08/16)
Settlement price (date)	226.67 (24/08/15)
Open Interest	0

Performance and Risk

	6m	1Y	3Y
Perf (%)	+24.61%	+20.41%	-
Perf (abs.)	+44.34	+38.05	-
Beta	-	-	-
Volatility	28.65	29.06	-

Futures and Options

Related Futures	-
Related Options	-

5Y











Information about previous performance does not guarantee future performance.
Source: FactSet

Price data

Ø price 5 days Ø volume 5 days (pcs.)	221.1918 EUR (0)
Ø price 30 days Ø volume 30 days (pcs.)	231.3162 EUR (0)
Ø price 100 days Ø volume 100 days (pcs.)	226.3719 EUR (0)
Ø price 250 days Ø volume 250 days (pcs.)	197.6059 EUR (0)
YTD High date	244.2318 EUR (2024/07/30)
YTD Low date	170.2692 EUR (2024/01/19)
52 Weeks High date	244.2318 EUR (2024/07/30)
52 Weeks Low date	38.3892 EUR (2023/12/14)

Recent Research

on underlying	on sector	on market	
Date		Headline	Download
2024/08/12		Global Equity Ratings	
2024/07/24		Global Equity Ratings	
2024/07/12		Global Equity Ratings	
2024/06/21		Global Equity Ratings	
2024/06/14		Global Equity Ratings	