

ADIDAS AG FUTURE (ADSG) - EUX/C13

2024/06/21 19:16:53

Price
224.842 EURDifference  -1.56% (-3.55)

General attributes

| | |
|---------------|-----------|
| Symbol | ADSGC13 |
| Exchange | Eurex |
| Currency | EUR |
| Security type | Future |
| Underlying | ADIDAS AG |
| Maturity | 07-2025 |
| Contract size | 100 |

Market data

| | |
|-------------------------|-------------------|
| Bid (Bid size) | - EUR (-) |
| Ask (Ask size) | - EUR (-) |
| Open | 224.842 EUR |
| High | 224.842 EUR |
| Low | 224.842 EUR |
| Close (prev. day) | 228.3944 EUR |
| Underlying | ADIDAS AG |
| Underlying price (date) | 225.80 (24/07/11) |
| Settlement price (date) | 233.32 (24/07/11) |
| Open Interest | 0 |

Performance and Risk

| | 6m | 1Y | 3Y |
|-------------|---------|---------|----|
| Perf (%) | +26.94% | +30.92% | - |
| Perf (abs.) | +49.52 | +55.11 | - |
| Beta | - | - | - |
| Volatility | 29.89 | 29.13 | - |

Futures and Options

| | |
|-----------------|---|
| Related Futures | - |
| Related Options | - |













Information about previous performance does not guarantee future performance.
Source: FactSet

Price data

| | |
|---|--------------------------|
| Ø price 5 days Ø volume 5 days (pcs.) | 227.822 EUR (0) |
| Ø price 30 days Ø volume 30 days (pcs.) | 226.370 EUR (0) |
| Ø price 100 days Ø volume 100 days (pcs.) | 213.248 EUR (0) |
| Ø price 250 days Ø volume 250 days (pcs.) | 192.302 EUR (0) |
| YTD High date | 239.341 EUR (2024/04/29) |
| YTD Low date | 170.269 EUR (2024/01/19) |
| 52 Weeks High date | 239.341 EUR (2024/04/29) |
| 52 Weeks Low date | 38.389 EUR (2023/12/14) |

Recent Research

| on underlying | on sector | on market | |
|---------------|---|-----------------------|---|
| Date | | Headline | Download |
| 2024/06/21 |  | Global Equity Ratings |  |
| 2024/06/14 |  | Global Equity Ratings |  |
| 2024/05/29 |  | Global Equity Ratings |  |
| 2024/04/26 |  | Global Equity Ratings |  |
| 2024/04/03 |  | Global Equity Ratings |  |