

ADIDAS AG FUTURE (ADSG) - EUX/C13

2024/05/06 18:29:16

Price
231.6276 EUR

Difference  -0.00% (-0.01)

General attributes

| | |
|---------------|-----------|
| Symbol | ADSGC13 |
| Exchange | Eurex |
| Currency | EUR |
| Security type | Future |
| Underlying | ADIDAS AG |
| Maturity | 05-2025 |
| Contract size | 100 |

Market data

| | |
|-------------------------|-------------------|
| Bid (Bid size) | - EUR (-) |
| Ask (Ask size) | - EUR (-) |
| Open | 231.6276 EUR |
| High | 231.6276 EUR |
| Low | 231.6276 EUR |
| Close (prev. day) | 231.6367 EUR |
| Underlying | ADIDAS AG |
| Underlying price (date) | 222.50 (24/05/08) |
| Settlement price (date) | 228.90 (24/05/08) |
| Open Interest | 0 |

Performance and Risk

| | 6m | 1Y | 3Y |
|-------------|---------|---------|----|
| Perf (%) | +29.64% | +31.91% | - |
| Perf (abs.) | +52.96 | +56.04 | - |
| Beta | - | - | - |
| Volatility | 29.44 | 30.75 | - |

Futures and Options

| | |
|-----------------|---|
| Related Futures | - |
| Related Options | - |













Information about previous performance does not guarantee future performance.
 Source: FactSet

Price data

| | |
|---|---------------------------|
| Ø price 5 days Ø volume 5 days (pcs.) | 233.3054 EUR (0) |
| Ø price 30 days Ø volume 30 days (pcs.) | 219.8963 EUR (0) |
| Ø price 100 days Ø volume 100 days (pcs.) | 198.4831 EUR (0) |
| Ø price 250 days Ø volume 250 days (pcs.) | 187.3311 EUR (0) |
| YTD High date | 239.3411 EUR (2024/04/29) |
| YTD Low date | 170.2692 EUR (2024/01/19) |
| 52 Weeks High date | 239.3411 EUR (2024/04/29) |
| 52 Weeks Low date | 38.3892 EUR (2023/12/14) |

Recent Research

| on underlying | on sector | on market | |
|---------------|---|-----------------------|---|
| Date | | Headline | Download |
| 2024/04/26 |  | Global Equity Ratings |  |
| 2024/04/03 |  | Global Equity Ratings |  |
| 2024/03/13 |  | Global Equity Ratings |  |
| 2024/02/22 |  | Global Equity Ratings |  |
| 2024/02/14 |  | Global Equity Ratings |  |