

ABBVIE INC. FUTURE (ABVF) - EUX/C1

2024/08/20 18:50:12

Price
195.9585 USD

Difference  -0.86% (-1.70)

General attributes

| | |
|---------------|-------------|
| Symbol | ABVFC1 |
| Exchange | Eurex |
| Currency | USD |
| Security type | Future |
| Underlying | ABBVIE INC. |
| Maturity | 09-2024 |
| Contract size | 100 |

Market data

| | |
|-------------------------|-------------------|
| Bid (Bid size) | - USD (-) |
| Ask (Ask size) | - USD (-) |
| Open | 195.9585 USD |
| High | 195.9585 USD |
| Low | 195.9585 USD |
| Close (prev. day) | 197.6555 USD |
| Underlying | ABBVIE INC. |
| Underlying price (date) | 196.15 (24/08/20) |
| Settlement price (date) | 195.96 (24/08/20) |
| Open Interest | 0 |

Performance and Risk

| | 6m | 1Y | 3Y |
|-------------|---------|---------|----|
| Perf (%) | +10.00% | +30.74% | - |
| Perf (abs.) | +17.81 | +46.08 | - |
| Beta | - | - | - |
| Volatility | 22.26 | 20.50 | - |

Futures and Options

| | |
|-----------------|---|
| Related Futures | - |
| Related Options | - |













Information about previous performance does not guarantee future performance.
Source: FactSet

Price data

| | |
|---|---------------------------|
| Ø price 5 days Ø volume 5 days (pcs.) | 194.5181 USD (0) |
| Ø price 30 days Ø volume 30 days (pcs.) | 182.8765 USD (0) |
| Ø price 100 days Ø volume 100 days (pcs.) | 174.7710 USD (0) |
| Ø price 250 days Ø volume 250 days (pcs.) | 162.4672 USD (0) |
| YTD High date | 197.6555 USD (2024/08/19) |
| YTD Low date | 157.3269 USD (2024/01/02) |
| 52 Weeks High date | 197.6555 USD (2024/08/19) |
| 52 Weeks Low date | 75.9634 USD (2023/12/14) |

Recent Research

| on underlying | on sector | on market | |
|---------------|---|-----------------------|---|
| Date | | Headline | Download |
| 2024/08/12 |  | Global Equity Ratings |  |
| 2024/07/24 |  | Global Equity Ratings |  |
| 2024/07/12 |  | Global Equity Ratings |  |
| 2024/06/21 |  | Global Equity Ratings |  |
| 2024/06/14 |  | Global Equity Ratings |  |

5Y