

ABBVIE INC. FUTURE (ABVF) - EUX/C1

2024/07/16 18:49:46

Price
168.3773 USD

Difference  **-0.22% (-0.38)**

General attributes

Symbol	ABVFC1
Exchange	Eurex
Currency	USD
Security type	Future
Underlying	ABBVIE INC.
Maturity	07-2024
Contract size	100

Market data

Bid (Bid size)	- USD (-)
Ask (Ask size)	- USD (-)
Open	168.3773 USD
High	168.3773 USD
Low	168.3773 USD
Close (prev. day)	168.7523 USD
Underlying	ABBVIE INC.
Underlying price (date)	169.20 (24/07/16)
Settlement price (date)	168.38 (24/07/16)
Open Interest	0

Performance and Risk

	6m	1Y	3Y
Perf (%)	+3.98%	+24.36%	-
Perf (abs.)	+6.44	+32.99	-
Beta	-	-	-
Volatility	20.37	20.76	-

Futures and Options

Related Futures	-
Related Options	-

5Y












Information about previous performance does not guarantee future performance.
Source: FactSet

Price data

Ø price 5 days Ø volume 5 days (pcs.)	168.1246 USD (0)
Ø price 30 days Ø volume 30 days (pcs.)	168.7980 USD (0)
Ø price 100 days Ø volume 100 days (pcs.)	171.9893 USD (0)
Ø price 250 days Ø volume 250 days (pcs.)	158.1881 USD (0)
YTD High date	181.6505 USD (2024/03/12)
YTD Low date	157.3269 USD (2024/01/02)
52 Weeks High date	181.6505 USD (2024/03/12)
52 Weeks Low date	75.9634 USD (2023/12/14)

Recent Research

on underlying	on sector	on market	
Date		Headline	Download
2024/07/12		Global Equity Ratings	
2024/06/21		Global Equity Ratings	
2024/06/14		Global Equity Ratings	
2024/05/29		Global Equity Ratings	
2024/04/26		Global Equity Ratings	