

# ABBVIE INC. FUTURE (ABVF) - EUX/C1

2024/04/26 18:30:45

Price  
**161.6043** USD

Difference  **-3.53%** (-5.91)

### General attributes

Symbol	ABVFC1
Exchange	Eurex
Currency	USD
Security type	Future
Underlying	ABBVIE INC.
Maturity	05-2024
Contract size	100

### Market data

Bid (Bid size)	- USD (-)
Ask (Ask size)	- USD (-)
Open	161.6043 USD
High	161.6043 USD
Low	161.6043 USD
Close (prev. day)	167.5117 USD
Underlying	ABBVIE INC.
Underlying price (date)	159.62 (24/04/26)
Settlement price (date)	161.60 (24/04/26)
Open Interest	0

### Performance and Risk

	6m	1Y	3Y
Perf (%)	+10.39%	-0.69%	-
Perf (abs.)	+15.21	-1.13	-
Beta	-	-	-
Volatility	18.75	19.41	-

### Futures and Options

Related Futures	-
Related Options	-

5Y












Information about previous performance does not guarantee future performance.  
Source: FactSet

### Price data

Ø price 5 days   Ø volume 5 days (pcs.)	167.4802 USD (0)
Ø price 30 days   Ø volume 30 days (pcs.)	171.6489 USD (0)
Ø price 100 days   Ø volume 100 days (pcs.)	167.5174 USD (0)
Ø price 250 days   Ø volume 250 days (pcs.)	153.1313 USD (0)
YTD High   date	181.6505 USD (2024/03/12)
YTD Low   date	157.3269 USD (2024/01/02)
52 Weeks High   date	181.6505 USD (2024/03/12)
52 Weeks Low   date	75.9634 USD (2023/12/14)

### Recent Research

on underlying	on sector	on market	
Date		Headline	Download
2024/04/26		Global Equity Ratings	
2024/04/03		Global Equity Ratings	
2024/03/13		Global Equity Ratings	
2024/02/22		Global Equity Ratings	
2024/02/14		Global Equity Ratings	