

ABBVIE INC. FUTURE (ABVF) - EUX/C1

2024/04/19 18:33:17

Price
164.66 USD

Difference  **-0.92% (-1.53)**

General attributes

Symbol	ABVFC1
Exchange	Eurex
Currency	USD
Security type	Future
Underlying	ABBVIE INC.
Maturity	05-2024
Contract size	100

Market data

Bid (Bid size)	- USD (-)
Ask (Ask size)	- USD (-)
Open	164.66 USD
High	164.66 USD
Low	164.66 USD
Close (prev. day)	166.1945 USD
Underlying	ABBVIE INC.
Underlying price (date)	166.41 (24/04/19)
Settlement price (date)	166.37 (24/04/19)
Open Interest	0

Performance and Risk

	6m	1Y	3Y
Perf (%)	+11.28%	+3.68%	-
Perf (abs.)	+16.85	+5.90	-
Beta	-	-	-
Volatility	19.42	21.08	-

Futures and Options

Related Futures	-
Related Options	-

5Y












Information about previous performance does not guarantee future performance.
Source: FactSet

Price data

Ø price 5 days Ø volume 5 days (pcs.)	163.64 USD (0)
Ø price 30 days Ø volume 30 days (pcs.)	174.42 USD (0)
Ø price 100 days Ø volume 100 days (pcs.)	165.91 USD (0)
Ø price 250 days Ø volume 250 days (pcs.)	152.72 USD (0)
YTD High date	181.65 USD (2024/03/12)
YTD Low date	157.33 USD (2024/01/02)
52 Weeks High date	181.65 USD (2024/03/12)
52 Weeks Low date	75.96 USD (2023/12/14)

Recent Research

on underlying	on sector	on market	
Date		Headline	Download
2024/04/03		Global Equity Ratings	
2024/03/13		Global Equity Ratings	
2024/02/22		Global Equity Ratings	
2024/02/14		Global Equity Ratings	
2024/01/23		Global Equity Ratings	