

# ABBVIE INC. FUTURE (ABVF) - EUX/C1

2023/09/29 18:38:39

**Price**  
149.1944 USD

**Difference**  -1.54% (-2.34)

### General attributes

Symbol	ABVFC1
Exchange	Eurex
Currency	USD
Security type	Future
Underlying	ABBVIE INC.
Maturity	10-2023
Contract size	100

### Market data

Bid (Bid size)	- USD (-)
Ask (Ask size)	- USD (-)
Open	149.1944 USD
High	149.1944 USD
Low	149.1944 USD
Close (prev. day)	151.5318 USD
Underlying	ABBVIE INC.
Underlying price (date)	149.06 (23/09/29)
Settlement price (date)	149.19 (23/09/29)
Open Interest	0

### Performance and Risk

	6m	1Y	3Y
Perf (%)	-4.81%	-	-
Perf (abs.)	-7.54	-	-
Beta	-	-	-
Volatility	22.09	20.55	20.55

### Futures and Options

Related Futures	-
Related Options	-

5Y












Information about previous performance does not guarantee future performance.  
Source: FactSet

### Price data

Ø price 5 days   Ø volume 5 days (pcs.)	151.7029 USD (0)
Ø price 30 days   Ø volume 30 days (pcs.)	149.8276 USD (0)
Ø price 100 days   Ø volume 100 days (pcs.)	143.5929 USD (0)
Ø price 250 days   Ø volume 250 days (pcs.)	- USD (0)
YTD High   date	165.7172 USD (2023/04/25)
YTD Low   date	130.9923 USD (2023/06/28)
52 Weeks High   date	165.7172 USD (2023/04/25)
52 Weeks Low   date	130.9923 USD (2023/06/28)

### Recent Research

on underlying	on sector	on market	
Date		Headline	Download
2023/09/29		Global Equity Ratings	
2023/09/08		Global Equity Ratings	
2023/08/22		Global Equity Ratings	
2023/08/17		Global Equity Ratings	
2023/08/09		Global Equity Ratings	