

ABBVIE INC. FUTURE (ABVF) - EUX/C1

2023/06/01 18:51:15

Price
134.3951 USD

Difference  -2.51% (-3.46)

General attributes

Symbol	ABVFC1
Exchange	Eurex
Currency	USD
Security type	Future
Underlying	ABBVIE INC.
Maturity	06-2023
Contract size	100

Market data

Bid (Bid size)	- USD (-)
Ask (Ask size)	- USD (-)
Open	134.3951 USD
High	134.3951 USD
Low	134.3951 USD
Close (prev. day)	137.8573 USD
Underlying	ABBVIE INC.
Underlying price (date)	133.44 (23/06/01)
Settlement price (date)	134.40 (23/06/01)
Open Interest	0

Performance and Risk

	6m	1Y	3Y
Perf (%)	-	-	-
Perf (abs.)	-	-	-
Beta	-	-	-
Volatility	21.93	21.93	21.93

Futures and Options

Related Futures	-
Related Options	-

5Y












Information about previous performance does not guarantee future performance.
Source: FactSet

Price data

Ø price 5 days Ø volume 5 days (pcs.)	137.1908 USD (0)
Ø price 30 days Ø volume 30 days (pcs.)	147.5572 USD (0)
Ø price 100 days Ø volume 100 days (pcs.)	151.5648 USD (0)
Ø price 250 days Ø volume 250 days (pcs.)	- USD (0)
YTD High date	165.7172 USD (2023/04/25)
YTD Low date	134.3951 USD (2023/06/01)
52 Weeks High date	165.7172 USD (2023/04/25)
52 Weeks Low date	134.3951 USD (2023/06/01)

Recent Research

on underlying	on sector	on market	
Date		Headline	Download
2023/06/01		Global Equity Ratings	
2023/05/24		Global Equity Ratings	
2023/05/03		Global Equity Ratings	
2023/04/25		Global Equity Ratings	
2023/03/28		Global Equity Ratings	