

## ADIDAS AG FUTURE (ADSG) - EUX/C12

2024/08/15 18:47:37

Price  
**224.027** EURDifference  0.55% (1.22)

## General attributes

Symbol	ADSGC12
Exchange	Eurex
Currency	EUR
Security type	Future
Underlying	ADIDAS AG
Maturity	08-2025
Contract size	100

## Market data

Bid (Bid size)	- EUR (-)
Ask (Ask size)	- EUR (-)
Open	224.027 EUR
High	224.027 EUR
Low	224.027 EUR
Close (prev. day)	222.8054 EUR
Underlying	ADIDAS AG
Underlying price (date)	218.90 (24/08/16)
Settlement price (date)	224.48 (24/08/15)
Open Interest	0

## Performance and Risk

	6m	1Y	3Y
Perf (%)	+24.69%	+20.53%	-
Perf (abs.)	+44.37	+38.16	-
Beta	-	-	-
Volatility	28.68	28.87	-

## Futures and Options

Related Futures	-
Related Options	-

5Y











Information about previous performance does not guarantee future performance.  
Source: FactSet

## Price data

Ø price 5 days   Ø volume 5 days (pcs.)	220.744 EUR (0)
Ø price 30 days   Ø volume 30 days (pcs.)	230.693 EUR (0)
Ø price 100 days   Ø volume 100 days (pcs.)	225.954 EUR (0)
Ø price 250 days   Ø volume 250 days (pcs.)	197.088 EUR (0)
YTD High   date	243.660 EUR (2024/07/30)
YTD Low   date	169.922 EUR (2024/01/19)
52 Weeks High   date	243.660 EUR (2024/07/30)
52 Weeks Low   date	38.286 EUR (2023/12/14)

## Recent Research

on underlying	on sector	on market	
Date		Headline	Download
2024/08/12		Global Equity Ratings	
2024/07/24		Global Equity Ratings	
2024/07/12		Global Equity Ratings	
2024/06/21		Global Equity Ratings	
2024/06/14		Global Equity Ratings	