

ADIDAS AG FUTURE (ADSG) - EUX/C12

2024/07/16 18:49:47

Price
235.5066 EURDifference  -1.22% (-2.92)

General attributes

Symbol	ADSGC12
Exchange	Eurex
Currency	EUR
Security type	Future
Underlying	ADIDAS AG
Maturity	06-2025
Contract size	100

Market data

Bid (Bid size)	- EUR (-)
Ask (Ask size)	- EUR (-)
Open	235.5066 EUR
High	235.5066 EUR
Low	235.5066 EUR
Close (prev. day)	238.422 EUR
Underlying	ADIDAS AG
Underlying price (date)	236.80 (24/07/17)
Settlement price (date)	235.51 (24/07/16)
Open Interest	0

Performance and Risk

	6m	1Y	3Y
Perf (%)	+32.74%	+31.38%	-
Perf (abs.)	+58.08	+56.25	-
Beta	-	-	-
Volatility	28.89	29.17	-

Futures and Options

Related Futures	-
Related Options	-












5Y

Information about previous performance does not guarantee future performance.
Source: FactSet

Price data

Ø price 5 days Ø volume 5 days (pcs.)	234.5971 EUR (0)
Ø price 30 days Ø volume 30 days (pcs.)	228.4004 EUR (0)
Ø price 100 days Ø volume 100 days (pcs.)	215.1678 EUR (0)
Ø price 250 days Ø volume 250 days (pcs.)	192.6028 EUR (0)
YTD High date	240.1536 EUR (2024/04/29)
YTD Low date	169.9220 EUR (2024/01/19)
52 Weeks High date	240.1536 EUR (2024/04/29)
52 Weeks Low date	38.2860 EUR (2023/12/14)

Recent Research

on underlying	on sector	on market	
Date		Headline	Download
2024/07/12		Global Equity Ratings	
2024/06/21		Global Equity Ratings	
2024/06/14		Global Equity Ratings	
2024/05/29		Global Equity Ratings	
2024/04/26		Global Equity Ratings	