

## ADIDAS AG FUTURE (ADSG) - EUX/C12

2024/06/21 19:16:53

Price  
**224.0983** EURDifference  -1.56% (-3.54)

## General attributes

Symbol	ADSGC12
Exchange	Eurex
Currency	EUR
Security type	Future
Underlying	ADIDAS AG
Maturity	06-2025
Contract size	100

## Market data

Bid (Bid size)	- EUR (-)
Ask (Ask size)	- EUR (-)
Open	224.0983 EUR
High	224.0983 EUR
Low	224.0983 EUR
Close (prev. day)	227.6394 EUR
Underlying	ADIDAS AG
Underlying price (date)	225.80 (24/07/11)
Settlement price (date)	232.71 (24/07/11)
Open Interest	0

## Performance and Risk

	6m	1Y	3Y
Perf (%)	+26.86%	+30.99%	-
Perf (abs.)	+49.27	+55.06	-
Beta	-	-	-
Volatility	29.83	29.04	-

## Futures and Options

Related Futures	-
Related Options	-












Information about previous performance does not guarantee future performance.  
Source: FactSet

## Price data

Ø price 5 days   Ø volume 5 days (pcs.)	227.2249 EUR (0)
Ø price 30 days   Ø volume 30 days (pcs.)	225.6993 EUR (0)
Ø price 100 days   Ø volume 100 days (pcs.)	212.8632 EUR (0)
Ø price 250 days   Ø volume 250 days (pcs.)	191.7739 EUR (0)
YTD High   date	240.1536 EUR (2024/04/29)
YTD Low   date	169.9220 EUR (2024/01/19)
52 Weeks High   date	240.1536 EUR (2024/04/29)
52 Weeks Low   date	38.2860 EUR (2023/12/14)

## Recent Research

on underlying	on sector	on market	
Date		Headline	Download
2024/06/21		Global Equity Ratings	
2024/06/14		Global Equity Ratings	
2024/05/29		Global Equity Ratings	
2024/04/26		Global Equity Ratings	
2024/04/03		Global Equity Ratings	