

## ADIDAS AG FUTURE (ADSG) - EUX/C12

2024/05/06 18:29:16

Price  
**232.472** EURDifference  -0.00% (-0.00)

## General attributes

Symbol	ADSGC12
Exchange	Eurex
Currency	EUR
Security type	Future
Underlying	ADIDAS AG
Maturity	04-2025
Contract size	100

## Market data

Bid (Bid size)	- EUR (-)
Ask (Ask size)	- EUR (-)
Open	232.472 EUR
High	232.472 EUR
Low	232.472 EUR
Close (prev. day)	232.4748 EUR
Underlying	ADIDAS AG
Underlying price (date)	222.10 (24/05/07)
Settlement price (date)	229.34 (24/05/07)
Open Interest	0

## Performance and Risk

	6m	1Y	3Y
Perf (%)	+30.44%	+32.25%	-
Perf (abs.)	+54.26	+56.69	-
Beta	-	-	-
Volatility	29.12	30.17	-

## Futures and Options

Related Futures	-
Related Options	-












Information about previous performance does not guarantee future performance.  
Source: FactSet

## Price data

Ø price 5 days   Ø volume 5 days (pcs.)	234.132 EUR (0)
Ø price 30 days   Ø volume 30 days (pcs.)	219.733 EUR (0)
Ø price 100 days   Ø volume 100 days (pcs.)	198.042 EUR (0)
Ø price 250 days   Ø volume 250 days (pcs.)	186.795 EUR (0)
YTD High   date	240.154 EUR (2024/04/29)
YTD Low   date	169.922 EUR (2024/01/19)
52 Weeks High   date	240.154 EUR (2024/04/29)
52 Weeks Low   date	38.286 EUR (2023/12/14)

## Recent Research

on underlying	on sector	on market	
Date		Headline	Download
2024/04/26		Global Equity Ratings	
2024/04/03		Global Equity Ratings	
2024/03/13		Global Equity Ratings	
2024/02/22		Global Equity Ratings	
2024/02/14		Global Equity Ratings	