

ABBVIE INC. FUTURE (ABVF) - EUX/C12

2024/08/15 18:47:36

Price
194.7924 USD

Difference  0.16% (0.32)

General attributes

Symbol	ABVFC12
Exchange	Eurex
Currency	USD
Security type	Future
Underlying	ABBVIE INC.
Maturity	08-2025
Contract size	100

Market data

Bid (Bid size)	- USD (-)
Ask (Ask size)	- USD (-)
Open	194.7924 USD
High	194.7924 USD
Low	194.7924 USD
Close (prev. day)	194.4743 USD
Underlying	ABBVIE INC.
Underlying price (date)	193.40 (24/08/15)
Settlement price (date)	195.36 (24/08/15)
Open Interest	0

Performance and Risk

	6m	1Y	3Y
Perf (%)	+9.89%	+25.85%	-
Perf (abs.)	+17.54	+40.01	-
Beta	-	-	-
Volatility	21.50	20.77	-

Futures and Options

Related Futures	-
Related Options	-










Information about previous performance does not guarantee future performance.
Source: FactSet

Price data

Ø price 5 days Ø volume 5 days (pcs.)	192.6947 USD (0)
Ø price 30 days Ø volume 30 days (pcs.)	182.2830 USD (0)
Ø price 100 days Ø volume 100 days (pcs.)	176.6460 USD (0)
Ø price 250 days Ø volume 250 days (pcs.)	164.0121 USD (0)
YTD High date	194.7924 USD (2024/08/15)
YTD Low date	159.9667 USD (2024/01/02)
52 Weeks High date	194.7924 USD (2024/08/15)
52 Weeks Low date	73.0885 USD (2023/12/14)

Recent Research

on underlying	on sector	on market	
Date		Headline	Download
2024/08/12		Global Equity Ratings	
2024/07/24		Global Equity Ratings	
2024/07/12		Global Equity Ratings	
2024/06/21		Global Equity Ratings	
2024/06/14		Global Equity Ratings	