

# ABBVIE INC. FUTURE (ABVF) - EUX/C12

2024/04/26 18:30:45

Price  
**163.457** USD

Difference  -3.66% (-6.21)

### General attributes

Symbol	ABVFC12
Exchange	Eurex
Currency	USD
Security type	Future
Underlying	ABBVIE INC.
Maturity	04-2025
Contract size	100

### Market data

Bid (Bid size)	- USD (-)
Ask (Ask size)	- USD (-)
Open	163.457 USD
High	163.457 USD
Low	163.457 USD
Close (prev. day)	169.6678 USD
Underlying	ABBVIE INC.
Underlying price (date)	159.62 (24/04/26)
Settlement price (date)	163.46 (24/04/26)
Open Interest	0

### Performance and Risk

	6m	1Y	3Y
Perf (%)	+10.73%	-0.41%	-
Perf (abs.)	+15.84	-0.68	-
Beta	-	-	-
Volatility	19.26	20.22	-

### Futures and Options

Related Futures	-
Related Options	-

5Y












Information about previous performance does not guarantee future performance.  
Source: FactSet

### Price data

Ø price 5 days   Ø volume 5 days (pcs.)	169.595 USD (0)
Ø price 30 days   Ø volume 30 days (pcs.)	175.142 USD (0)
Ø price 100 days   Ø volume 100 days (pcs.)	170.077 USD (0)
Ø price 250 days   Ø volume 250 days (pcs.)	155.146 USD (0)
YTD High   date	184.465 USD (2024/03/12)
YTD Low   date	159.967 USD (2024/01/02)
52 Weeks High   date	184.465 USD (2024/03/12)
52 Weeks Low   date	73.089 USD (2023/12/14)

### Recent Research

on underlying	on sector	on market	
Date		Headline	Download
2024/04/26		Global Equity Ratings	
2024/04/03		Global Equity Ratings	
2024/03/13		Global Equity Ratings	
2024/02/22		Global Equity Ratings	
2024/02/14		Global Equity Ratings	