

ABBVIE INC. FUTURE (ABVF) - EUX/C12

2024/04/25 18:46:20

Price
169.6678 USD

Difference  -0.86% (-1.47)

General attributes

Symbol	ABVFC12
Exchange	Eurex
Currency	USD
Security type	Future
Underlying	ABBVIE INC.
Maturity	04-2025
Contract size	100

Market data

Bid (Bid size)	- USD (-)
Ask (Ask size)	- USD (-)
Open	169.6678 USD
High	169.6678 USD
Low	169.6678 USD
Close (prev. day)	171.142 USD
Underlying	ABBVIE INC.
Underlying price (date)	166.705 (24/04/25)
Settlement price (date)	169.67 (24/04/25)
Open Interest	0

Performance and Risk

	6m	1Y	3Y
Perf (%)	+15.59%	+2.81%	-
Perf (abs.)	+23.08	+4.67	-
Beta	-	-	-
Volatility	20.45	22.07	-

Futures and Options

Related Futures	-
Related Options	-

5Y












Information about previous performance does not guarantee future performance.
Source: FactSet

Price data

Ø price 5 days Ø volume 5 days (pcs.)	170.8340 USD (0)
Ø price 30 days Ø volume 30 days (pcs.)	176.3240 USD (0)
Ø price 100 days Ø volume 100 days (pcs.)	169.6113 USD (0)
Ø price 250 days Ø volume 250 days (pcs.)	155.0042 USD (0)
YTD High date	184.4648 USD (2024/03/12)
YTD Low date	159.9667 USD (2024/01/02)
52 Weeks High date	184.4648 USD (2024/03/12)
52 Weeks Low date	73.0885 USD (2023/12/14)

Recent Research

on underlying	on sector	on market	
Date		Headline	Download
2024/04/03		Global Equity Ratings	
2024/03/13		Global Equity Ratings	
2024/02/22		Global Equity Ratings	
2024/02/14		Global Equity Ratings	
2024/01/23		Global Equity Ratings	