

ABBVIE INC. FUTURE (ABVF) - EUX/C12

2023/09/22 18:40:20

Price
155.4602 USD

Difference  0.14% (0.21)

General attributes

Symbol	ABVFC12
Exchange	Eurex
Currency	USD
Security type	Future
Underlying	ABBVIE INC.
Maturity	09-2024
Contract size	100

Market data

Bid (Bid size)	- USD (-)
Ask (Ask size)	- USD (-)
Open	155.4602 USD
High	155.4602 USD
Low	155.4602 USD
Close (prev. day)	155.2506 USD
Underlying	ABBVIE INC.
Underlying price (date)	152.19 (23/09/25)
Settlement price (date)	155.46 (23/09/22)
Open Interest	0

Performance and Risk

	6m	1Y	3Y
Perf (%)	-1.10%	-	-
Perf (abs.)	-1.72	-	-
Beta	-	-	-
Volatility	22.88	21.59	21.59

Futures and Options

Related Futures	-
Related Options	-

5Y












Information about previous performance does not guarantee future performance.
Source: FactSet

Price data

Ø price 5 days Ø volume 5 days (pcs.)	155.7119 USD (0)
Ø price 30 days Ø volume 30 days (pcs.)	151.7229 USD (0)
Ø price 100 days Ø volume 100 days (pcs.)	144.9853 USD (0)
Ø price 250 days Ø volume 250 days (pcs.)	- USD (0)
YTD High date	167.3361 USD (2023/04/25)
YTD Low date	133.0868 USD (2023/06/28)
52 Weeks High date	167.3361 USD (2023/04/25)
52 Weeks Low date	133.0868 USD (2023/06/28)

Recent Research

on underlying	on sector	on market	
Date		Headline	Download
2023/09/08		Global Equity Ratings	
2023/08/22		Global Equity Ratings	
2023/08/17		Global Equity Ratings	
2023/08/09		Global Equity Ratings	
2023/07/21		Global Equity Ratings	