

ADECCO S.A. FUTURE (ADEF) - EUX/C1

2024/07/16 18:49:47

Price
30.0431 CHF

Difference  -0.40% (-0.12)

General attributes

Symbol	ADEFC1
Exchange	Eurex
Currency	CHF
Security type	Future
Underlying	ADECCO GROUP AG
Maturity	07-2024
Contract size	100

Market data

Bid (Bid size)	- CHF (-)
Ask (Ask size)	- CHF (-)
Open	30.0431 CHF
High	30.0431 CHF
Low	30.0431 CHF
Close (prev. day)	30.1642 CHF
Underlying	ADECCO GROUP AG
Underlying price (date)	30.32 (24/07/17)
Settlement price (date)	30.04 (24/07/16)
Open Interest	0

Performance and Risk

	6m	1Y	3Y
Perf (%)	-21.34%	-7.42%	-
Perf (abs.)	-8.15	-2.41	-
Beta	-	-	-
Volatility	27.63	28.61	-

Futures and Options

Related Futures	-
Related Options	-

5Y












Information about previous performance does not guarantee future performance.
Source: FactSet

Price data

Ø price 5 days Ø volume 5 days (pcs.)	30.0625 CHF (0)
Ø price 30 days Ø volume 30 days (pcs.)	30.5909 CHF (200)
Ø price 100 days Ø volume 100 days (pcs.)	32.7874 CHF (60)
Ø price 250 days Ø volume 250 days (pcs.)	36.5072 CHF (24)
YTD High date	41.3120 CHF (2024/01/02)
YTD Low date	28.9103 CHF (2024/07/09)
52 Weeks High date	42.2928 CHF (2023/12/19)
52 Weeks Low date	28.9103 CHF (2024/07/09)

Recent Research

on sector	on market		
Date		Headline	Download
2024/07/12		Global Equity Ratings	
2024/06/21		Global Equity Ratings	
2024/06/14		Global Equity Ratings	
2024/05/29		Global Equity Ratings	
2024/04/26		Global Equity Ratings	