

ABBVIE INC. FUTURE (ABVF) - EUX/C13

2024/07/16 18:49:46

Price
170.6674 USD

Difference  **-0.22% (-0.37)**

General attributes

Symbol	ABVFC13
Exchange	Eurex
Currency	USD
Security type	Future
Underlying	ABBVIE INC.
Maturity	07-2025
Contract size	100

Market data

Bid (Bid size)	- USD (-)
Ask (Ask size)	- USD (-)
Open	170.6674 USD
High	170.6674 USD
Low	170.6674 USD
Close (prev. day)	171.0415 USD
Underlying	ABBVIE INC.
Underlying price (date)	169.20 (24/07/16)
Settlement price (date)	170.67 (24/07/16)
Open Interest	0

Performance and Risk

	6m	1Y	3Y
Perf (%)	+4.38%	+24.93%	-
Perf (abs.)	+7.16	+34.06	-
Beta	-	-	-
Volatility	20.26	21.38	-

Futures and Options

Related Futures	-
Related Options	-

5Y










Information about previous performance does not guarantee future performance.
Source: FactSet

Price data

Ø price 5 days Ø volume 5 days (pcs.)	171.0545 USD (0)
Ø price 30 days Ø volume 30 days (pcs.)	172.9166 USD (0)
Ø price 100 days Ø volume 100 days (pcs.)	175.4857 USD (0)
Ø price 250 days Ø volume 250 days (pcs.)	160.2586 USD (0)
YTD High date	185.1185 USD (2024/03/12)
YTD Low date	158.8746 USD (2024/01/02)
52 Weeks High date	185.1185 USD (2024/03/12)
52 Weeks Low date	73.3962 USD (2023/12/14)

Recent Research

on underlying	on sector	on market	
Date		Headline	Download
2024/07/12		Global Equity Ratings	
2024/06/21		Global Equity Ratings	
2024/06/14		Global Equity Ratings	
2024/05/29		Global Equity Ratings	
2024/04/26		Global Equity Ratings	