

# ABBVIE INC. FUTURE (ABVF) - EUX/C13

2024/04/26 18:30:45

**Price**  
**164.1174** USD

**Difference**  **-3.66% (-6.24)**

### General attributes

Symbol	ABVFC13
Exchange	Eurex
Currency	USD
Security type	Future
Underlying	ABBVIE INC.
Maturity	05-2025
Contract size	100

### Market data

Bid (Bid size)	- USD (-)
Ask (Ask size)	- USD (-)
Open	164.1174 USD
High	164.1174 USD
Low	164.1174 USD
Close (prev. day)	170.3533 USD
Underlying	ABBVIE INC.
Underlying price (date)	159.62 (24/04/26)
Settlement price (date)	164.12 (24/04/26)
Open Interest	0

### Performance and Risk

	6m	1Y	3Y
Perf (%)	+10.73%	-0.33%	-
Perf (abs.)	+15.91	-0.54	-
Beta	-	-	-
Volatility	19.87	20.54	-

### Futures and Options

Related Futures	-
Related Options	-

5Y










Information about previous performance does not guarantee future performance.  
Source: FactSet

### Price data

Ø price 5 days   Ø volume 5 days (pcs.)	170.6258 USD (0)
Ø price 30 days   Ø volume 30 days (pcs.)	174.6877 USD (0)
Ø price 100 days   Ø volume 100 days (pcs.)	170.0399 USD (0)
Ø price 250 days   Ø volume 250 days (pcs.)	155.1903 USD (0)
YTD High   date	185.1185 USD (2024/03/12)
YTD Low   date	158.8746 USD (2024/01/02)
52 Weeks High   date	185.1185 USD (2024/03/12)
52 Weeks Low   date	73.3962 USD (2023/12/14)

### Recent Research

on underlying	on sector	on market	
Date		Headline	Download
2024/04/26		Global Equity Ratings	
2024/04/03		Global Equity Ratings	
2024/03/13		Global Equity Ratings	
2024/02/22		Global Equity Ratings	
2024/02/14		Global Equity Ratings	