

## ACKERMANS &amp; VAN HAAREN N.V. FUTURE (ACKF) - EUX/C11

2024/08/15 18:47:36

Price  
**175.7208** EURDifference  0.76% (1.32)

## General attributes

Symbol	ACKFC11
Exchange	Eurex
Currency	EUR
Security type	Future
Underlying	ACKERMANS & VAN HAAREN N.V.
Maturity	07-2025
Contract size	100

## Market data

Bid (Bid size)	- EUR (-)
Ask (Ask size)	- EUR (-)
Open	175.7208 EUR
High	175.7208 EUR
Low	175.7208 EUR
Close (prev. day)	174.3959 EUR
Underlying	ACKERMANS & VAN HAAREN N.V.
Underlying price (date)	173.40 (24/08/16)
Settlement price (date)	176.09 (24/08/15)
Open Interest	0

## Performance and Risk

	6m	1Y	3Y
Perf (%)	+9.96%	+9.22%	-
Perf (abs.)	+15.91	+14.84	-
Beta	-	-	-
Volatility	18.20	17.70	-

## Futures and Options

Related Futures	-
Related Options	-







Information about previous performance does not guarantee future performance.  
Source: FactSet

## Price data

Ø price 5 days   Ø volume 5 days (pcs.)	173.8381 EUR (0)
Ø price 30 days   Ø volume 30 days (pcs.)	174.7437 EUR (0)
Ø price 100 days   Ø volume 100 days (pcs.)	168.4771 EUR (0)
Ø price 250 days   Ø volume 250 days (pcs.)	156.8325 EUR (0)
YTD High   date	180.6479 EUR (2024/07/30)
YTD Low   date	154.9156 EUR (2024/01/19)
52 Weeks High   date	465.1909 EUR (2023/12/14)
52 Weeks Low   date	138.7958 EUR (2023/10/26)

## Recent Research

on sector	on market	Date	Headline	Download
		2024/08/16	 Akciové trhy - denní zpráva	
		2024/08/15	 Akciové trhy - denní zpráva	
		2024/08/14	 Akciové trhy - denní zpráva	
		2024/08/13	 Akciové trhy - denní zpráva	
		2024/08/12	 Global Equity Ratings	