

ABB LTD. FUTURE (ABBP) - EUX/C14

2024/05/03 18:32:36

Price
45.1828 CHF

Difference  -0.14% (-0.06)

General attributes

Symbol	ABBP
Exchange	Eurex
Currency	CHF
Security type	Future
Underlying	ABB LTD
Maturity	12-2025
Contract size	100

Market data

Bid (Bid size)	- CHF (-)
Ask (Ask size)	- CHF (-)
Open	45.1828 CHF
High	45.1828 CHF
Low	45.1828 CHF
Close (prev. day)	45.2453 CHF
Underlying	ABB LTD
Underlying price (date)	45.02 (24/05/03)
Settlement price (date)	45.18 (24/05/03)
Open Interest	0

Performance and Risk

	6m	1Y	3Y
Perf (%)	+47.49%	+40.50%	-
Perf (abs.)	+14.57	+13.04	-
Beta	-	-	-
Volatility	22.62	21.40	-

Futures and Options

Related Futures	-
Related Options	-

5Y












Information about previous performance does not guarantee future performance.
Source: FactSet

Price data

Ø price 5 days Ø volume 5 days (pcs.)	45.2099 CHF (0)
Ø price 30 days Ø volume 30 days (pcs.)	42.9876 CHF (0)
Ø price 100 days Ø volume 100 days (pcs.)	39.6582 CHF (0)
Ø price 250 days Ø volume 250 days (pcs.)	35.7108 CHF (0)
YTD High date	45.4528 CHF (2024/04/29)
YTD Low date	34.6553 CHF (2024/01/19)
52 Weeks High date	45.4528 CHF (2024/04/29)
52 Weeks Low date	29.2880 CHF (2023/10/20)

Recent Research

on underlying	on sector	on market	
Date		Headline	Download
2024/04/26		Global Equity Ratings	
2024/04/03		Global Equity Ratings	
2024/03/13		Global Equity Ratings	
2024/02/22		Global Equity Ratings	
2024/02/14		Global Equity Ratings	