

ABBOTT LABORATORIES FUTURE (ABTF) - EUX/C13

2024/07/26 18:34:47

Price
109.3368 USD

Difference  -0.95% (-1.05)

General attributes

Symbol	ABTFC13
Exchange	Eurex
Currency	USD
Security type	Future
Underlying	ABBOTT LABS
Maturity	08-2025
Contract size	100

Market data

Bid (Bid size)	- USD (-)
Ask (Ask size)	- USD (-)
Open	109.3368 USD
High	109.3368 USD
Low	109.3368 USD
Close (prev. day)	110.3883 USD
Underlying	ABBOTT LABS
Underlying price (date)	105.24 (24/07/26)
Settlement price (date)	109.34 (24/07/26)
Open Interest	0

Performance and Risk

	6m	1Y	3Y
Perf (%)	-6.02%	-8.04%	-
Perf (abs.)	-7.00	-9.56	-
Beta	-	-	-
Volatility	22.23	21.24	-

Futures and Options

Related Futures	-
Related Options	-

5Y










Information about previous performance does not guarantee future performance.
Source: FactSet

Price data

Ø price 5 days Ø volume 5 days (pcs.)	108.7459 USD (0)
Ø price 30 days Ø volume 30 days (pcs.)	106.7445 USD (0)
Ø price 100 days Ø volume 100 days (pcs.)	112.2910 USD (0)
Ø price 250 days Ø volume 250 days (pcs.)	109.9745 USD (0)
YTD High date	125.6857 USD (2024/03/08)
YTD Low date	103.3627 USD (2024/07/09)
52 Weeks High date	125.6857 USD (2024/03/08)
52 Weeks Low date	42.5063 USD (2023/12/14)

Recent Research

on underlying	on sector	on market	
Date		Headline	Download
2024/07/24		Global Equity Ratings	
2024/07/12		Global Equity Ratings	
2024/06/21		Global Equity Ratings	
2024/06/14		Global Equity Ratings	
2024/05/29		Global Equity Ratings	