

## ADYEN N.V. FUTURE (ADYF) - EUX/C12

2024/04/26 18:30:46

Price  
1,222.5333 EURDifference  1.95% (23.33)

## General attributes

Symbol	ADYFC12
Exchange	Eurex
Currency	EUR
Security type	Future
Underlying	ADYEN NV
Maturity	04-2025
Contract size	10

## Market data

Bid (Bid size)	- EUR (-)
Ask (Ask size)	- EUR (-)
Open	1,222.5333 EUR
High	1,222.5333 EUR
Low	1,222.5333 EUR
Close (prev. day)	1,199.2081 EUR
Underlying	ADYEN NV
Underlying price (date)	1,179.60 (24/04/26)
Settlement price (date)	1,222.53 (24/04/26)
Open Interest	0

## Performance and Risk

	6m	1Y	3Y
Perf (%)	+75.60%	-17.33%	-
Perf (abs.)	+526.34	-256.34	-
Beta	-	-	-
Volatility	67.20	73.66	-

## Futures and Options

Related Futures	-
Related Options	-






5Y

Information about previous performance does not guarantee future performance.  
Source: FactSet

## Price data

Ø price 5 days   Ø volume 5 days (pcs.)	1,356.9481 EUR (0)
Ø price 30 days   Ø volume 30 days (pcs.)	1,506.2282 EUR (0)
Ø price 100 days   Ø volume 100 days (pcs.)	1,376.8475 EUR (0)
Ø price 250 days   Ø volume 250 days (pcs.)	1,269.2412 EUR (0)
YTD High   date	1,627.6113 EUR (2024/03/27)
YTD Low   date	1,163.2312 EUR (2024/01/04)
52 Weeks High   date	2,472.3465 EUR (2023/12/14)
52 Weeks Low   date	657.1782 EUR (2023/09/21)

## Recent Research

on sector		on market	
Date		Headline	Download
2024/04/26		Global Equity Ratings	
2024/04/26		Akciové trhy - denní zpráva	
2024/04/25		Akciové trhy - denní zpráva	
2024/04/24		Akciové trhy - denní zpráva	
2024/04/23		Akciové trhy - denní zpráva	