

# APPLE INC. FUTURE (AAPH) - EUX/C1

2024/04/18 18:30:59

Price  
**167.8648** USD

Difference  -0.90% (-1.52)

### General attributes

Symbol	AAPHC1
Exchange	Eurex
Currency	USD
Security type	Future
Underlying	APPLE INC
Maturity	04-2024
Contract size	100

### Market data

Bid (Bid size)	- USD (-)
Ask (Ask size)	- USD (-)
Open	167.8648 USD
High	167.8648 USD
Low	167.8648 USD
Close (prev. day)	169.384 USD
Underlying	APPLE INC
Underlying price (date)	166.715 (24/04/18)
Settlement price (date)	167.86 (24/04/18)
Open Interest	0

### Performance and Risk

	6m	1Y	3Y
Perf (%)	-4.64%	+2.97%	-
Perf (abs.)	-8.25	+4.89	-
Beta	-	-	-
Volatility	20.05	19.83	-

### Futures and Options

Related Futures	-
Related Options	-












Information about previous performance does not guarantee future performance.  
Source: FactSet

### Price data

Ø price 5 days   Ø volume 5 days (pcs.)	172.0667 USD (0)
Ø price 30 days   Ø volume 30 days (pcs.)	171.7723 USD (0)
Ø price 100 days   Ø volume 100 days (pcs.)	183.5354 USD (0)
Ø price 250 days   Ø volume 250 days (pcs.)	181.9751 USD (0)
YTD High   date	196.3787 USD (2024/01/25)
YTD Low   date	167.8522 USD (2024/04/10)
52 Weeks High   date	198.2147 USD (2023/12/14)
52 Weeks Low   date	54.7593 USD (2023/12/14)

### Recent Research

on underlying	on sector	on market	
Date		Headline	Download
2024/04/03		Global Equity Ratings	
2024/03/13		Global Equity Ratings	
2024/02/22		Global Equity Ratings	
2024/02/14		Global Equity Ratings	
2024/01/23		Global Equity Ratings	