

ADIDAS AG FUTURE (ADSG) - EUX/C10

2024/09/17 18:45:40

Price
225.7142 EURDifference  0.82% (1.83)

General attributes

Symbol	ADSGC10
Exchange	Eurex
Currency	EUR
Security type	Future
Underlying	ADIDAS AG
Maturity	06-2025
Contract size	100

Market data

Bid (Bid size)	- EUR (-)
Ask (Ask size)	- EUR (-)
Open	225.7142 EUR
High	225.7142 EUR
Low	225.7142 EUR
Close (prev. day)	223.884 EUR
Underlying	ADIDAS AG
Underlying price (date)	221.30 (24/09/18)
Settlement price (date)	225.71 (24/09/17)
Open Interest	0

Performance and Risk

	6m	1Y	3Y
Perf (%)	+7.19%	+26.11%	-
Perf (abs.)	+15.14	+46.73	-
Beta	-	-	-
Volatility	29.72	29.47	-

Futures and Options

Related Futures	-
Related Options	-

5Y











Information about previous performance does not guarantee future performance.
Source: FactSet

Price data

Ø price 5 days Ø volume 5 days (pcs.)	222.6287 EUR (0)
Ø price 30 days Ø volume 30 days (pcs.)	224.2802 EUR (0)
Ø price 100 days Ø volume 100 days (pcs.)	228.0424 EUR (0)
Ø price 250 days Ø volume 250 days (pcs.)	200.4344 EUR (0)
YTD High date	242.3725 EUR (2024/07/30)
YTD Low date	169.0555 EUR (2024/01/19)
52 Weeks High date	242.3725 EUR (2024/07/30)
52 Weeks Low date	38.1099 EUR (2023/12/14)

Recent Research

on underlying	on sector	on market	
Date		Headline	Download
2024/09/11		Global Equity Ratings	
2024/09/05		Global Equity Ratings	
2024/08/12		Global Equity Ratings	
2024/07/24		Global Equity Ratings	
2024/07/12		Global Equity Ratings	