

ADIDAS AG FUTURE (ADSG) - EUX/C10

2024/08/15 18:47:37

Price
222.9428 EURDifference  0.55% (1.21)

General attributes

Symbol	ADSGC10
Exchange	Eurex
Currency	EUR
Security type	Future
Underlying	ADIDAS AG
Maturity	06-2025
Contract size	100

Market data

Bid (Bid size)	- EUR (-)
Ask (Ask size)	- EUR (-)
Open	222.9428 EUR
High	222.9428 EUR
Low	222.9428 EUR
Close (prev. day)	221.7287 EUR
Underlying	ADIDAS AG
Underlying price (date)	218.80 (24/08/16)
Settlement price (date)	223.56 (24/08/15)
Open Interest	0

Performance and Risk

	6m	1Y	3Y
Perf (%)	+24.74%	+20.77%	-
Perf (abs.)	+44.22	+38.33	-
Beta	-	-	-
Volatility	30.20	29.51	-

Futures and Options

Related Futures	-
Related Options	-

5Y











Information about previous performance does not guarantee future performance.
Source: FactSet

Price data

Ø price 5 days Ø volume 5 days (pcs.)	219.6791 EUR (0)
Ø price 30 days Ø volume 30 days (pcs.)	230.4913 EUR (0)
Ø price 100 days Ø volume 100 days (pcs.)	224.9350 EUR (0)
Ø price 250 days Ø volume 250 days (pcs.)	195.3831 EUR (0)
YTD High date	242.3725 EUR (2024/07/30)
YTD Low date	169.0555 EUR (2024/01/19)
52 Weeks High date	242.3725 EUR (2024/07/30)
52 Weeks Low date	38.1099 EUR (2023/12/14)

Recent Research

on underlying	on sector	on market	
Date		Headline	Download
2024/08/12		Global Equity Ratings	
2024/07/24		Global Equity Ratings	
2024/07/12		Global Equity Ratings	
2024/06/21		Global Equity Ratings	
2024/06/14		Global Equity Ratings	