

## ADIDAS AG FUTURE (ADSG) - EUX/C10

2024/07/16 18:49:47

Price  
**235.4816** EURDifference  -1.18% (-2.80)

## General attributes

Symbol	ADSGC10
Exchange	Eurex
Currency	EUR
Security type	Future
Underlying	ADIDAS AG
Maturity	04-2025
Contract size	100

## Market data

Bid (Bid size)	- EUR (-)
Ask (Ask size)	- EUR (-)
Open	235.4816 EUR
High	235.4816 EUR
Low	235.4816 EUR
Close (prev. day)	238.2852 EUR
Underlying	ADIDAS AG
Underlying price (date)	237.10 (24/07/17)
Settlement price (date)	235.48 (24/07/16)
Open Interest	0

## Performance and Risk

	6m	1Y	3Y
Perf (%)	+33.35%	+31.80%	-
Perf (abs.)	+58.89	+56.81	-
Beta	-	-	-
Volatility	30.43	29.80	-

## Futures and Options

Related Futures	-
Related Options	-

5Y












Information about previous performance does not guarantee future performance.  
Source: FactSet

## Price data

Ø price 5 days   Ø volume 5 days (pcs.)	237.3055 EUR (0)
Ø price 30 days   Ø volume 30 days (pcs.)	229.1700 EUR (0)
Ø price 100 days   Ø volume 100 days (pcs.)	213.1903 EUR (0)
Ø price 250 days   Ø volume 250 days (pcs.)	190.7664 EUR (0)
YTD High   date	239.0279 EUR (2024/04/29)
YTD Low   date	169.0555 EUR (2024/01/19)
52 Weeks High   date	239.0279 EUR (2024/04/29)
52 Weeks Low   date	38.1099 EUR (2023/12/14)

## Recent Research

on underlying	on sector	on market	
Date		Headline	Download
2024/07/12		Global Equity Ratings	
2024/06/21		Global Equity Ratings	
2024/06/14		Global Equity Ratings	
2024/05/29		Global Equity Ratings	
2024/04/26		Global Equity Ratings	