

ADIDAS AG FUTURE (ADSG) - EUX/C10

2024/06/21 19:16:53

Price
224.2142 EURDifference  -1.55% (-3.52)

General attributes

Symbol	ADSGC10
Exchange	Eurex
Currency	EUR
Security type	Future
Underlying	ADIDAS AG
Maturity	04-2025
Contract size	100

Market data

Bid (Bid size)	- EUR (-)
Ask (Ask size)	- EUR (-)
Open	224.2142 EUR
High	224.2142 EUR
Low	224.2142 EUR
Close (prev. day)	227.7368 EUR
Underlying	ADIDAS AG
Underlying price (date)	225.80 (24/07/11)
Settlement price (date)	232.61 (24/07/11)
Open Interest	0

Performance and Risk

	6m	1Y	3Y
Perf (%)	+11.93%	+22.81%	-
Perf (abs.)	+23.90	+41.64	-
Beta	-	-	-
Volatility	29.04	29.46	-

Futures and Options

Related Futures	-
Related Options	-












Information about previous performance does not guarantee future performance.
Source: FactSet

Price data

Ø price 5 days Ø volume 5 days (pcs.)	224.2887 EUR (0)
Ø price 30 days Ø volume 30 days (pcs.)	- EUR (-)
Ø price 100 days Ø volume 100 days (pcs.)	204.4704 EUR (0)
Ø price 250 days Ø volume 250 days (pcs.)	189.1621 EUR (0)
YTD High date	239.0279 EUR (2024/04/29)
YTD Low date	169.0555 EUR (2024/01/19)
52 Weeks High date	239.0279 EUR (2024/04/29)
52 Weeks Low date	38.1099 EUR (2023/12/14)

Recent Research

on underlying	on sector	on market	
Date		Headline	Download
2024/06/21		Global Equity Ratings	
2024/06/14		Global Equity Ratings	
2024/05/29		Global Equity Ratings	
2024/04/26		Global Equity Ratings	
2024/04/03		Global Equity Ratings	