

ABB LTD. FUTURE (ABBG) - EUX/C10

2024/09/02 18:39:38

Price
48.5794 CHF

Difference  0.71% (0.34)

General attributes

Symbol	ABBG10
Exchange	Eurex
Currency	CHF
Security type	Future
Underlying	ABB LTD
Maturity	06-2025
Contract size	100

Market data

Bid (Bid size)	- CHF (-)
Ask (Ask size)	- CHF (-)
Open	48.5794 CHF
High	48.5794 CHF
Low	48.5794 CHF
Close (prev. day)	48.2364 CHF
Underlying	ABB LTD
Underlying price (date)	48.97 (24/09/02)
Settlement price (date)	48.58 (24/09/02)
Open Interest	0

Performance and Risk

	6m	1Y	3Y
Perf (%)	+19.98%	+47.37%	-
Perf (abs.)	+8.09	+15.62	-
Beta	-	-	-
Volatility	31.76	25.98	-

Futures and Options

Related Futures	-
Related Options	-

5Y












Information about previous performance does not guarantee future performance.
Source: FactSet

Price data

Ø price 5 days Ø volume 5 days (pcs.)	47.9798 CHF (0)
Ø price 30 days Ø volume 30 days (pcs.)	46.8224 CHF (0)
Ø price 100 days Ø volume 100 days (pcs.)	47.2441 CHF (0)
Ø price 250 days Ø volume 250 days (pcs.)	39.2954 CHF (0)
YTD High date	51.7016 CHF (2024/06/20)
YTD Low date	34.9375 CHF (2024/01/19)
52 Weeks High date	51.7016 CHF (2024/06/20)
52 Weeks Low date	29.0776 CHF (2023/10/20)

Recent Research

on underlying	on sector	on market	
Date		Headline	Download
2024/08/12		Global Equity Ratings	
2024/07/24		Global Equity Ratings	
2024/07/12		Global Equity Ratings	
2024/06/21		Global Equity Ratings	
2024/06/14		Global Equity Ratings	