

ABBOTT LABORATORIES FUTURE (ABTF) - EUX/C10

2024/07/26 18:34:47

Price
108.7406 USD

Difference  -0.95% (-1.04)

General attributes

Symbol	ABTFC10
Exchange	Eurex
Currency	USD
Security type	Future
Underlying	ABBOTT LABS
Maturity	05-2025
Contract size	100

Market data

Bid (Bid size)	- USD (-)
Ask (Ask size)	- USD (-)
Open	108.7406 USD
High	108.7406 USD
Low	108.7406 USD
Close (prev. day)	109.7813 USD
Underlying	ABBOTT LABS
Underlying price (date)	105.24 (24/07/26)
Settlement price (date)	108.74 (24/07/26)
Open Interest	0

Performance and Risk

	6m	1Y	3Y
Perf (%)	-5.81%	-7.68%	-
Perf (abs.)	-6.71	-9.05	-
Beta	-	-	-
Volatility	20.17	19.69	-

Futures and Options

Related Futures	-
Related Options	-

5Y











Information about previous performance does not guarantee future performance.
Source: FactSet

Price data

Ø price 5 days Ø volume 5 days (pcs.)	107.9554 USD (0)
Ø price 30 days Ø volume 30 days (pcs.)	106.5917 USD (0)
Ø price 100 days Ø volume 100 days (pcs.)	112.1017 USD (0)
Ø price 250 days Ø volume 250 days (pcs.)	109.1829 USD (0)
YTD High date	124.8346 USD (2024/03/08)
YTD Low date	103.3351 USD (2024/07/19)
52 Weeks High date	124.8346 USD (2024/03/08)
52 Weeks Low date	42.4993 USD (2023/12/14)

Recent Research

on underlying	on sector	on market	
Date		Headline	Download
2024/07/24		Global Equity Ratings	
2024/07/12		Global Equity Ratings	
2024/06/21		Global Equity Ratings	
2024/06/14		Global Equity Ratings	
2024/05/29		Global Equity Ratings	