

ABN AMRO GROUP N.V. FUTURE (ABNF) - EUX/C1

2024/08/15 18:47:36

Price
15.1466 EUR

Difference  2.15% (0.32)

General attributes

Symbol	ABNFC1
Exchange	Eurex
Currency	EUR
Security type	Future
Underlying	ABN AMRO BANK N.V. DR EACH REP SHS
Maturity	09-2024
Contract size	100

Market data

Bid (Bid size)	- EUR (-)
Ask (Ask size)	- EUR (-)
Open	15.1466 EUR
High	15.1466 EUR
Low	15.1466 EUR
Close (prev. day)	14.8282 EUR
Underlying	ABN AMRO BANK N.V. DR EACH REP SHS
Underlying price (date)	15.19 (24/08/16)
Settlement price (date)	15.20 (24/08/15)
Open Interest	0

Performance and Risk

	6m	1Y	3Y
Perf (%)	+3.84%	+10.74%	-
Perf (abs.)	+0.56	+1.47	-
Beta	-	-	-
Volatility	26.08	27.24	-

Futures and Options

Related Futures	-
Related Options	-









Information about previous performance does not guarantee future performance.
Source: FactSet

Price data

Ø price 5 days Ø volume 5 days (pcs.)	14.8490 EUR (0)
Ø price 30 days Ø volume 30 days (pcs.)	15.3594 EUR (0)
Ø price 100 days Ø volume 100 days (pcs.)	15.5147 EUR (411)
Ø price 250 days Ø volume 250 days (pcs.)	14.0896 EUR (1,523)
YTD High date	16.4618 EUR (2024/04/04)
YTD Low date	13.0577 EUR (2024/02/07)
52 Weeks High date	41.4596 EUR (2023/12/14)
52 Weeks Low date	11.9518 EUR (2023/11/08)

Recent Research

on sector		on market	
Date		Headline	Download
2024/08/16		Akciové trhy - denní zpráva	
2024/08/15		Akciové trhy - denní zpráva	
2024/08/14		Akciové trhy - denní zpráva	
2024/08/13		Akciové trhy - denní zpráva	
2024/08/12		Global Equity Ratings	