

# ACCOR S.A. FUTURE (ACRI) - EUX/C11

2024/06/21 19:16:53

Price  
**39.7182** EUR

Difference  -1.27% (-0.51)

### General attributes

Symbol	ACRIC11
Exchange	Eurex
Currency	EUR
Security type	Future
Underlying	ACCOR S.A.
Maturity	05-2025
Contract size	100

### Market data

Bid (Bid size)	- EUR (-)
Ask (Ask size)	- EUR (-)
Open	39.7182 EUR
High	39.7182 EUR
Low	39.7182 EUR
Close (prev. day)	40.2279 EUR
Underlying	ACCOR S.A.
Underlying price (date)	39.11 (24/06/25)
Settlement price (date)	40.54 (24/06/24)
Open Interest	0

### Performance and Risk

	6m	1Y	3Y
Perf (%)	+13.25%	+17.67%	-
Perf (abs.)	+4.65	+5.96	-
Beta	-	-	-
Volatility	24.07	21.53	-

### Futures and Options

Related Futures	-
Related Options	-

5Y












Information about previous performance does not guarantee future performance.  
Source: FactSet

### Price data

Ø price 5 days   Ø volume 5 days (pcs.)	39.4531 EUR (0)
Ø price 30 days   Ø volume 30 days (pcs.)	- EUR (-)
Ø price 100 days   Ø volume 100 days (pcs.)	40.4193 EUR (0)
Ø price 250 days   Ø volume 250 days (pcs.)	35.6276 EUR (0)
YTD High   date	43.8929 EUR (2024/03/26)
YTD Low   date	34.6043 EUR (2024/01/05)
52 Weeks High   date	403.5738 EUR (2023/12/14)
52 Weeks Low   date	29.7353 EUR (2023/10/20)

### Recent Research

on sector		on market	
Date		Headline	Download
2024/06/21		Global Equity Ratings	
2024/06/14		Global Equity Ratings	
2024/05/29		Global Equity Ratings	
2024/04/26		Global Equity Ratings	
2024/04/03		Global Equity Ratings	