

ACCOR S.A. FUTURE (ACRI) - EUX/C11

2024/04/30 18:38:58

Price
41.6624 EUR

Difference  **-1.16% (-0.49)**

General attributes

Symbol	ACRIC11
Exchange	Eurex
Currency	EUR
Security type	Future
Underlying	ACCOR S.A.
Maturity	04-2025
Contract size	100

Market data

Bid (Bid size)	- EUR (-)
Ask (Ask size)	- EUR (-)
Open	41.6624 EUR
High	41.6624 EUR
Low	41.6624 EUR
Close (prev. day)	42.1497 EUR
Underlying	ACCOR S.A.
Underlying price (date)	37.03 (24/06/14)
Settlement price (date)	38.25 (24/06/14)
Open Interest	0

Performance and Risk

	6m	1Y	3Y
Perf (%)	+36.36%	+28.02%	-
Perf (abs.)	+11.11	+9.12	-
Beta	-	-	-
Volatility	19.45	19.60	-

Futures and Options

Related Futures	-
Related Options	-

5Y











Information about previous performance does not guarantee future performance.
Source: FactSet

Price data

Ø price 5 days Ø volume 5 days (pcs.)	42.2307 EUR (0)
Ø price 30 days Ø volume 30 days (pcs.)	41.9618 EUR (0)
Ø price 100 days Ø volume 100 days (pcs.)	38.6284 EUR (0)
Ø price 250 days Ø volume 250 days (pcs.)	35.1782 EUR (0)
YTD High date	43.8929 EUR (2024/03/26)
YTD Low date	34.6043 EUR (2024/01/05)
52 Weeks High date	403.5738 EUR (2023/12/14)
52 Weeks Low date	29.7353 EUR (2023/10/20)

Recent Research

on sector	on market	Date	Headline	Download
		2024/06/14	Global Equity Ratings 	
		2024/05/29	Global Equity Ratings 	
		2024/04/26	Global Equity Ratings 	
		2024/04/03	Global Equity Ratings 	
		2024/03/13	Global Equity Ratings 