

ABBVIE INC. FUTURE (ABVF) - EUX/C10

2024/07/16 18:49:46

Price
170.3104 USD

Difference  **-0.23% (-0.40)**

General attributes

| | |
|---------------|-------------|
| Symbol | ABVFC10 |
| Exchange | Eurex |
| Currency | USD |
| Security type | Future |
| Underlying | ABBVIE INC. |
| Maturity | 04-2025 |
| Contract size | 100 |

Market data

| | |
|-------------------------|-------------------|
| Bid (Bid size) | - USD (-) |
| Ask (Ask size) | - USD (-) |
| Open | 170.3104 USD |
| High | 170.3104 USD |
| Low | 170.3104 USD |
| Close (prev. day) | 170.7098 USD |
| Underlying | ABBVIE INC. |
| Underlying price (date) | 169.20 (24/07/16) |
| Settlement price (date) | 170.31 (24/07/16) |
| Open Interest | 0 |

Performance and Risk

| | 6m | 1Y | 3Y |
|-------------|--------|---------|----|
| Perf (%) | +4.25% | +24.80% | - |
| Perf (abs.) | +6.94 | +33.84 | - |
| Beta | - | - | - |
| Volatility | 20.02 | 21.05 | - |

Futures and Options

| | |
|-----------------|---|
| Related Futures | - |
| Related Options | - |

5Y











Information about previous performance does not guarantee future performance.
Source: FactSet

Price data

| | |
|---|---------------------------|
| Ø price 5 days Ø volume 5 days (pcs.) | 170.0887 USD (0) |
| Ø price 30 days Ø volume 30 days (pcs.) | 170.7177 USD (0) |
| Ø price 100 days Ø volume 100 days (pcs.) | 174.3677 USD (0) |
| Ø price 250 days Ø volume 250 days (pcs.) | 160.0371 USD (0) |
| YTD High date | 184.5533 USD (2024/03/12) |
| YTD Low date | 158.7330 USD (2024/01/02) |
| 52 Weeks High date | 184.5533 USD (2024/03/12) |
| 52 Weeks Low date | 74.1902 USD (2023/12/14) |

Recent Research

| on underlying | on sector | on market | |
|---------------|---|-----------------------|---|
| Date | | Headline | Download |
| 2024/07/12 |  | Global Equity Ratings |  |
| 2024/06/21 |  | Global Equity Ratings |  |
| 2024/06/14 |  | Global Equity Ratings |  |
| 2024/05/29 |  | Global Equity Ratings |  |
| 2024/04/26 |  | Global Equity Ratings |  |