

# ABBVIE INC. FUTURE (ABVF) - EUX/C10

2023/05/29 15:25:56

**Price**  
139.9731 USD

**Difference**  0.00% (0.00)

### General attributes

Symbol	ABVFC10
Exchange	Eurex
Currency	USD
Security type	Future
Underlying	ABBVIE INC.
Maturity	03-2024
Contract size	100

### Market data

Bid (Bid size)	- USD (-)
Ask (Ask size)	- USD (-)
Open	139.9731 USD
High	139.9731 USD
Low	139.9731 USD
Close (prev. day)	139.9731 USD
Underlying	ABBVIE INC.
Underlying price (date)	137.56 (23/05/26)
Settlement price (date)	139.97 (23/05/29)
Open Interest	0

### Performance and Risk

	6m	1Y	3Y
Perf (%)	-	-	-
Perf (abs.)	-	-	-
Beta	-	-	-
Volatility	22.59	22.59	22.59

### Futures and Options

Related Futures	-
Related Options	-

5Y












Information about previous performance does not guarantee future performance.  
Source: FactSet

### Price data

Ø price 5 days   Ø volume 5 days (pcs.)	143.2662 USD (0)
Ø price 30 days   Ø volume 30 days (pcs.)	152.2015 USD (0)
Ø price 100 days   Ø volume 100 days (pcs.)	- USD (0)
Ø price 250 days   Ø volume 250 days (pcs.)	- USD (0)
YTD High   date	167.6244 USD (2023/04/25)
YTD Low   date	139.9731 USD (2023/05/26)
52 Weeks High   date	167.6244 USD (2023/04/25)
52 Weeks Low   date	139.9731 USD (2023/05/26)

### Recent Research

on underlying	on sector	on market	
Date		Headline	Download
2023/05/24		Global Equity Ratings	
2023/05/03		Global Equity Ratings	
2023/04/25		Global Equity Ratings	
2023/03/28		Global Equity Ratings	
2023/03/16		Global Equity Ratings	