

ABBOTT LABORATORIES FUTURE (ABTF) - EUX/C11

2024/05/02 18:23:03

Price
108.7639 USD

Difference  -1.14% (-1.25)

General attributes

Symbol	ABTFC11
Exchange	Eurex
Currency	USD
Security type	Future
Underlying	ABBOTT LABORATORIES
Maturity	03-2025
Contract size	100

Market data

Bid (Bid size)	- USD (-)
Ask (Ask size)	- USD (-)
Open	108.7639 USD
High	108.7639 USD
Low	108.7639 USD
Close (prev. day)	110.015 USD
Underlying	ABBOTT LABORATORIES
Underlying price (date)	105.92 (24/05/02)
Settlement price (date)	108.76 (24/05/02)
Open Interest	0

Performance and Risk

	6m	1Y	3Y
Perf (%)	+10.11%	-5.07%	-
Perf (abs.)	+9.99	-5.81	-
Beta	-	-	-
Volatility	17.54	18.93	-

Futures and Options

Related Futures	-
Related Options	-

5Y










Information about previous performance does not guarantee future performance.
Source: FactSet

Price data

Ø price 5 days Ø volume 5 days (pcs.)	110.2678 USD (0)
Ø price 30 days Ø volume 30 days (pcs.)	112.8192 USD (0)
Ø price 100 days Ø volume 100 days (pcs.)	115.5883 USD (0)
Ø price 250 days Ø volume 250 days (pcs.)	109.9065 USD (0)
YTD High date	124.6983 USD (2024/03/08)
YTD Low date	108.2840 USD (2024/04/17)
52 Weeks High date	124.6983 USD (2024/03/08)
52 Weeks Low date	42.1813 USD (2023/12/14)

Recent Research

on underlying	on sector	on market	
Date		Headline	Download
2024/04/26		Global Equity Ratings	
2024/04/03		Global Equity Ratings	
2024/03/13		Global Equity Ratings	
2024/02/22		Global Equity Ratings	
2024/02/14		Global Equity Ratings	