

ABBOTT LABORATORIES FUTURE (ABTF) - EUX/C1

2024/07/26 18:34:47

Price
106.3597 USD

Difference  **-0.94% (-1.01)**

General attributes

Symbol	ABTFC1
Exchange	Eurex
Currency	USD
Security type	Future
Underlying	ABBOTT LABS
Maturity	08-2024
Contract size	100

Market data

Bid (Bid size)	- USD (-)
Ask (Ask size)	- USD (-)
Open	106.3597 USD
High	106.3597 USD
Low	106.3597 USD
Close (prev. day)	107.3663 USD
Underlying	ABBOTT LABS
Underlying price (date)	105.24 (24/07/26)
Settlement price (date)	106.36 (24/07/26)
Open Interest	0

Performance and Risk

	6m	1Y	3Y
Perf (%)	-5.40%	-6.91%	-
Perf (abs.)	-6.07	-7.89	-
Beta	-	-	-
Volatility	20.73	19.59	-

Futures and Options

Related Futures	-
Related Options	-

5Y












Information about previous performance does not guarantee future performance.
Source: FactSet

Price data

Ø price 5 days Ø volume 5 days (pcs.)	105.5877 USD (0)
Ø price 30 days Ø volume 30 days (pcs.)	103.7208 USD (0)
Ø price 100 days Ø volume 100 days (pcs.)	108.7167 USD (0)
Ø price 250 days Ø volume 250 days (pcs.)	106.1086 USD (0)
YTD High date	121.4545 USD (2024/03/08)
YTD Low date	100.4187 USD (2024/07/09)
52 Weeks High date	121.4545 USD (2024/03/08)
52 Weeks Low date	42.1663 USD (2023/12/14)

Recent Research

on underlying	on sector	on market	
Date		Headline	Download
2024/07/24		Global Equity Ratings	
2024/07/12		Global Equity Ratings	
2024/06/21		Global Equity Ratings	
2024/06/14		Global Equity Ratings	
2024/05/29		Global Equity Ratings	