

ABB LTD. FUTURE (ABBP) - EUX/C11

2024/05/03 18:32:36

Price
45.5374 CHF

Difference  -0.11% (-0.05)

General attributes

Symbol	ABBP
Exchange	Eurex
Currency	CHF
Security type	Future
Underlying	ABB LTD
Maturity	03-2025
Contract size	100

Market data

Bid (Bid size)	- CHF (-)
Ask (Ask size)	- CHF (-)
Open	45.5374 CHF
High	45.5374 CHF
Low	45.5374 CHF
Close (prev. day)	45.5873 CHF
Underlying	ABB LTD
Underlying price (date)	45.02 (24/05/03)
Settlement price (date)	45.54 (24/05/03)
Open Interest	0

Performance and Risk

	6m	1Y	3Y
Perf (%)	+49.16%	+40.64%	-
Perf (abs.)	+15.02	+13.17	-
Beta	-	-	-
Volatility	18.96	20.08	-

Futures and Options

Related Futures	-
Related Options	-

5Y








Information about previous performance does not guarantee future performance.
Source: FactSet

Price data

Ø price 5 days Ø volume 5 days (pcs.)	45.5707 CHF (0)
Ø price 30 days Ø volume 30 days (pcs.)	43.4003 CHF (0)
Ø price 100 days Ø volume 100 days (pcs.)	39.6339 CHF (0)
Ø price 250 days Ø volume 250 days (pcs.)	35.7098 CHF (0)
YTD High date	45.8250 CHF (2024/04/29)
YTD Low date	34.9722 CHF (2024/01/19)
52 Weeks High date	45.8250 CHF (2024/04/29)
52 Weeks Low date	29.1173 CHF (2023/10/20)

Recent Research

on underlying	on sector	on market	
Date		Headline	Download
2024/04/26		Global Equity Ratings	
2024/04/03		Global Equity Ratings	
2024/03/13		Global Equity Ratings	
2024/02/22		Global Equity Ratings	
2024/02/14		Global Equity Ratings	