

TOTAL ENER.G.SE STOCK TRACKING FUTURE (1TOT) - EUX/C12

2024/04/26 18:29:42

Price
72.3809 EURDifference  2.07% (1.47)

General attributes

Symbol	1TOTC12
Exchange	Eurex
Currency	EUR
Security type	Future
Underlying	TOTALENERGIES SE
Maturity	04-2025
Contract size	100

Market data

Bid (Bid size)	- EUR (-)
Ask (Ask size)	- EUR (-)
Open	72.3809 EUR
High	72.3809 EUR
Low	72.3809 EUR
Close (prev. day)	70.9149 EUR
Underlying	TOTALENERGIES SE
Underlying price (date)	69.48 (24/04/26)
Settlement price (date)	72.38 (24/04/26)
Open Interest	0

Performance and Risk

	6m	1Y	3Y
Perf (%)	+10.69%	+18.74%	-
Perf (abs.)	+6.99	+11.43	-
Beta	-	-	-
Volatility	18.84	20.39	-

Futures and Options

Related Futures	-
Related Options	-

5Y











Information about previous performance does not guarantee future performance.
Source: FactSet

Price data

Ø price 5 days Ø volume 5 days (pcs.)	71.1127 EUR (0)
Ø price 30 days Ø volume 30 days (pcs.)	68.6703 EUR (0)
Ø price 100 days Ø volume 100 days (pcs.)	64.5327 EUR (0)
Ø price 250 days Ø volume 250 days (pcs.)	62.0987 EUR (0)
YTD High date	72.3809 EUR (2024/04/26)
YTD Low date	60.2381 EUR (2024/01/22)
52 Weeks High date	72.3809 EUR (2024/04/26)
52 Weeks Low date	52.9387 EUR (2023/07/06)

Recent Research

on underlying	on sector	on market	
Date		Headline	Download
2024/04/26		Global Equity Ratings	
2024/04/03		Global Equity Ratings	
2024/03/13		Global Equity Ratings	
2024/02/22		Global Equity Ratings	
2024/02/14		Global Equity Ratings	