

TOTAL ENERG.SE STOCK TRACKING FUTURE (1TOT) - EUX/C13

2024/07/26 18:47:34

Price
64.9585 EURDifference  0.25% (0.16)

General attributes

Symbol	1TOTC13
Exchange	Eurex
Currency	EUR
Security type	Future
Underlying	TOTALENERGIES SE
Maturity	08-2025
Contract size	100

Market data

Bid (Bid size)	- EUR (-)
Ask (Ask size)	- EUR (-)
Open	64.9585 EUR
High	64.9585 EUR
Low	64.9585 EUR
Close (prev. day)	64.7978 EUR
Underlying	TOTALENERGIES SE
Underlying price (date)	62.13 (24/07/26)
Settlement price (date)	64.96 (24/07/26)
Open Interest	0

Performance and Risk

	6m	1Y	3Y
Perf (%)	+4.33%	+14.88%	-
Perf (abs.)	+2.70	+8.42	-
Beta	-	-	-
Volatility	26.24	22.76	-

Futures and Options

Related Futures	-
Related Options	-












Information about previous performance does not guarantee future performance.
Source: FactSet

Price data

Ø price 5 days Ø volume 5 days (pcs.)	65.3643 EUR (0)
Ø price 30 days Ø volume 30 days (pcs.)	65.4266 EUR (0)
Ø price 100 days Ø volume 100 days (pcs.)	67.5024 EUR (0)
Ø price 250 days Ø volume 250 days (pcs.)	64.5649 EUR (0)
YTD High date	72.5523 EUR (2024/04/26)
YTD Low date	60.7664 EUR (2024/01/17)
52 Weeks High date	72.5523 EUR (2024/04/26)
52 Weeks Low date	55.6895 EUR (2023/08/02)

Recent Research

on underlying	on sector	on market		
Date			Headline	Download
2024/07/24			Global Equity Ratings	
2024/07/12			Global Equity Ratings	
2024/06/21			Global Equity Ratings	
2024/06/14			Global Equity Ratings	
2024/05/29			Global Equity Ratings	