

## TOTAL ENERG.SE STOCK TRACKING FUTURE (1TOT) - EUX/C11

2024/04/26 18:29:42

Price  
**72.1175** EURDifference  2.07% (1.46)

## General attributes

Symbol	1TOTC11
Exchange	Eurex
Currency	EUR
Security type	Future
Underlying	TOTALENERGIES SE
Maturity	03-2025
Contract size	100

## Market data

Bid (Bid size)	- EUR (-)
Ask (Ask size)	- EUR (-)
Open	72.1175 EUR
High	72.1175 EUR
Low	72.1175 EUR
Close (prev. day)	70.6548 EUR
Underlying	TOTALENERGIES SE
Underlying price (date)	69.48 (24/04/26)
Settlement price (date)	72.12 (24/04/26)
Open Interest	0

## Performance and Risk

	6m	1Y	3Y
Perf (%)	+10.77%	+18.93%	-
Perf (abs.)	+7.01	+11.48	-
Beta	-	-	-
Volatility	18.88	20.43	-

## Futures and Options

Related Futures	-
Related Options	-

5Y












Information about previous performance does not guarantee future performance.  
Source: FactSet

## Price data

Ø price 5 days   Ø volume 5 days (pcs.)	70.8565 EUR (0)
Ø price 30 days   Ø volume 30 days (pcs.)	68.5020 EUR (0)
Ø price 100 days   Ø volume 100 days (pcs.)	64.3595 EUR (0)
Ø price 250 days   Ø volume 250 days (pcs.)	61.8961 EUR (0)
YTD High   date	72.1175 EUR (2024/04/26)
YTD Low   date	60.0122 EUR (2024/01/22)
52 Weeks High   date	72.1175 EUR (2024/04/26)
52 Weeks Low   date	52.6347 EUR (2023/07/06)

## Recent Research

on underlying	on sector	on market		
Date			Headline	Download
2024/04/26			Global Equity Ratings	
2024/04/03			Global Equity Ratings	
2024/03/13			Global Equity Ratings	
2024/02/22			Global Equity Ratings	
2024/02/14			Global Equity Ratings	