

## KONINK. PHILIPS NV STOCK TRA. FUTURE (1PH1) - EUX/C1

2024/05/03 18:33:16

Price  
**25.1395** EURDifference  0.07% (0.02)

## General attributes

Symbol	1PH1C1
Exchange	Eurex
Currency	EUR
Security type	Future
Underlying	KONINKLIJKE PHILIPS NV
Maturity	05-2024
Contract size	100

## Market data

Bid (Bid size)	- EUR (-)
Ask (Ask size)	- EUR (-)
Open	25.1395 EUR
High	25.1395 EUR
Low	25.1395 EUR
Close (prev. day)	25.1214 EUR
Underlying	KONINKLIJKE PHILIPS NV
Underlying price (date)	25.04 (24/05/03)
Settlement price (date)	25.14 (24/05/03)
Open Interest	0

## Performance and Risk

	6m	1Y	3Y
Perf (%)	+30.57%	+31.21%	-
Perf (abs.)	+5.89	+5.98	-
Beta	-	-	-
Volatility	43.76	35.65	-

## Futures and Options

Related Futures	-
Related Options	-










Information about previous performance does not guarantee future performance.  
Source: FactSet

## Price data

Ø price 5 days   Ø volume 5 days (pcs.)	24.2240 EUR (0)
Ø price 30 days   Ø volume 30 days (pcs.)	19.8699 EUR (0)
Ø price 100 days   Ø volume 100 days (pcs.)	19.9680 EUR (0)
Ø price 250 days   Ø volume 250 days (pcs.)	19.4397 EUR (0)
YTD High   date	25.6508 EUR (2024/04/29)
YTD Low   date	18.2615 EUR (2024/02/21)
52 Weeks High   date	25.6508 EUR (2024/04/29)
52 Weeks Low   date	17.3127 EUR (2023/10/06)

## Recent Research

on sector		on market	
Date		Headline	Download
2024/05/03		Akciové trhy - denní zpráva	
2024/05/02		Akciové trhy - denní zpráva	
2024/04/30		Akciové trhy - denní zpráva	
2024/04/29		Akciové trhy - denní zpráva	
2024/04/26		Global Equity Ratings	