

KONINK. PHILIPS NV STOCK TRA. FUTURE (1PH1) - EUX/C1

2024/04/24 18:39:15

Price
19.7298 EURDifference  0.09% (0.02)

General attributes

Symbol	1PH1C1
Exchange	Eurex
Currency	EUR
Security type	Future
Underlying	KONINKLIJKE PHILIPS NV
Maturity	05-2024
Contract size	100

Market data

Bid (Bid size)	- EUR (-)
Ask (Ask size)	- EUR (-)
Open	19.7298 EUR
High	19.7298 EUR
Low	19.7298 EUR
Close (prev. day)	19.7115 EUR
Underlying	KONINKLIJKE PHILIPS NV
Underlying price (date)	19.33 (24/04/25)
Settlement price (date)	19.73 (24/04/24)
Open Interest	0

Performance and Risk

	6m	1Y	3Y
Perf (%)	+10.96%	-0.80%	-
Perf (abs.)	+1.95	-0.16	-
Beta	-	-	-
Volatility	24.12	24.56	-

Futures and Options

Related Futures	-
Related Options	-

5Y












Information about previous performance does not guarantee future performance.
Source: FactSet

Price data

Ø price 5 days Ø volume 5 days (pcs.)	19.2812 EUR (0)
Ø price 30 days Ø volume 30 days (pcs.)	19.0860 EUR (0)
Ø price 100 days Ø volume 100 days (pcs.)	19.6800 EUR (0)
Ø price 250 days Ø volume 250 days (pcs.)	19.3377 EUR (0)
YTD High date	22.0791 EUR (2024/01/09)
YTD Low date	18.2615 EUR (2024/02/21)
52 Weeks High date	22.0791 EUR (2024/01/09)
52 Weeks Low date	17.3127 EUR (2023/10/06)

Recent Research

on sector		on market	
Date		Headline	Download
2024/04/03		Global Equity Ratings	
2024/03/13		Global Equity Ratings	
2024/02/22		Global Equity Ratings	
2024/02/14		Global Equity Ratings	
2024/01/23		Global Equity Ratings	