

ANHEU.-BUSCH IN.STOCK TRACKING FUTURE (1ITK) - EUX/C10

2024/05/03 18:33:15

Price
57.2109 EUR

Difference  **-1.02% (-0.59)**

General attributes

Symbol	1ITKC10
Exchange	Eurex
Currency	EUR
Security type	Future
Underlying	ANHEUSER-BUSCH INBEV SA
Maturity	02-2025
Contract size	100

Market data

Bid (Bid size)	- EUR (-)
Ask (Ask size)	- EUR (-)
Open	57.2109 EUR
High	57.2109 EUR
Low	57.2109 EUR
Close (prev. day)	57.7999 EUR
Underlying	ANHEUSER-BUSCH INBEV SA
Underlying price (date)	55.52 (24/05/03)
Settlement price (date)	57.21 (24/05/03)
Open Interest	0

Performance and Risk

	6m	1Y	3Y
Perf (%)	+0.34%	-4.28%	-
Perf (abs.)	+0.19	-2.56	-
Beta	-	-	-
Volatility	16.07	18.20	-

Futures and Options

Related Futures	-
Related Options	-

5Y











Information about previous performance does not guarantee future performance.
Source: FactSet

Price data

Ø price 5 days Ø volume 5 days (pcs.)	57.8195 EUR (0)
Ø price 30 days Ø volume 30 days (pcs.)	57.3149 EUR (0)
Ø price 100 days Ø volume 100 days (pcs.)	59.0363 EUR (0)
Ø price 250 days Ø volume 250 days (pcs.)	56.3598 EUR (0)
YTD High date	62.5787 EUR (2024/02/08)
YTD Low date	55.5361 EUR (2024/04/17)
52 Weeks High date	62.5787 EUR (2024/02/08)
52 Weeks Low date	51.2112 EUR (2023/10/06)

Recent Research

on underlying	on sector	on market	
Date		Headline	Download
2024/04/26		Global Equity Ratings	
2024/04/03		Global Equity Ratings	
2024/03/13		Global Equity Ratings	
2024/02/22		Global Equity Ratings	
2024/02/14		Global Equity Ratings	