

ANHEU.-BUSCH IN.STOCK TRACKING FUTURE (1ITK) - EUX/C10

2023/10/02 19:07:02

Price
52.9041 EUR

Difference  **-2.80% (-1.52)**

General attributes

Symbol	1ITKC10
Exchange	Eurex
Currency	EUR
Security type	Future
Underlying	ANHEUSER-BUSCH INBEV SA
Maturity	07-2024
Contract size	100

Market data

Bid (Bid size)	- EUR (-)
Ask (Ask size)	- EUR (-)
Open	52.9041 EUR
High	52.9041 EUR
Low	52.9041 EUR
Close (prev. day)	54.4278 EUR
Underlying	ANHEUSER-BUSCH INBEV SA
Underlying price (date)	51.05 (23/10/02)
Settlement price (date)	52.90 (23/10/02)
Open Interest	0

Performance and Risk

	6m	1Y	3Y
Perf (%)	-16.20%	-	-
Perf (abs.)	-10.23	-	-
Beta	-	-	-
Volatility	18.56	18.12	18.12

Futures and Options

Related Futures	-
Related Options	-

5Y












Information about previous performance does not guarantee future performance.
Source: FactSet

Price data

Ø price 5 days Ø volume 5 days (pcs.)	53.1876 EUR (0)
Ø price 30 days Ø volume 30 days (pcs.)	54.2577 EUR (0)
Ø price 100 days Ø volume 100 days (pcs.)	53.8719 EUR (0)
Ø price 250 days Ø volume 250 days (pcs.)	- EUR (0)
YTD High date	63.1327 EUR (2023/03/31)
YTD Low date	51.4585 EUR (2023/05/31)
52 Weeks High date	63.1327 EUR (2023/03/31)
52 Weeks Low date	51.4585 EUR (2023/05/31)

Recent Research

on underlying	on sector	on market		
Date			Headline	Download
2023/09/29			Global Equity Ratings	
2023/09/08			Global Equity Ratings	
2023/08/22			Global Equity Ratings	
2023/08/17			Global Equity Ratings	
2023/08/09			Global Equity Ratings	